

<b>SPEC. INFO</b>	<b>C 8 1 4 - 5 M C S P E C .</b>	3130823-S001-C-B13
		Jun.22.2010

1. Model C 8 1 4 - 5 M
2. Application For Machine Vision 2/3 Format Mega-pixel Camera

3. Specification

3-1. Physical (As per the attached drawing)

- (1) Dimensions  $\Phi 60.8 \text{ mm} \times 64 \text{ mm}$   
(2) Weight 260g  
(3) Filter Screw Size  $\Phi 58 \text{ mm}$  , P=0.75 mm  
(4) Mount C-Mount (1-32UN-2A)

3-2. Optical

- (1) Focal Length 8 mm  $\pm 5\%$   
(2) Max . Aperture Ratio 1: 1.4  $\pm 5\%$   
(3) Iris Range F / 1.4 to F / 16  
(4) Angle of View
- |            |       |
|------------|-------|
| Diagonal   | 69.4° |
| Horizontal | 57.8° |
| Vertical   | 44.5° |
- (5) Picture format 8.8 mm  $\times$  6.6 mm  
(6) Minimum Object Distance Inf. to 0.1m (from front edge of barrel)  
(7) Back Focal Length 11.5mm  $\pm 3\%$   
(8) Flange Back Length 17.526 mm  $\pm 0.05 \text{ mm}$

3-3. Mechanical

- (1) Focusing Mechanism Straight Helicoid  
Rotation Angle 80.5°  
Rotation Torque 1.0 N·cm to 7.0 N·cm  
Focus Ring can be fixed at any positions by 3 fixing screws <sup>A</sup> (refer to external view)
- (2) Iris Mechanism Non-click  
Rotation Angle 95.0°  
Rotation Torque 0.2 N·cm to 3.0 N·cm  
Iris Ring can be fixed at any positions by 3 fixing screws <sup>B</sup> (Refer to external view)

3-4. Vibration Test Standard

(1) Vibration Conditions

Wave	Sine Wave
Acceleration	1.96 m/s <sup>2</sup> ~ 59.78m/s <sup>2</sup>
Cycle Range	10 Hz to 55 Hz
Cycle Period	3 Minutes
Duration of Vibration	120 Minutes Respectively in Three Dimensional Directions

(2) Shock Conditions

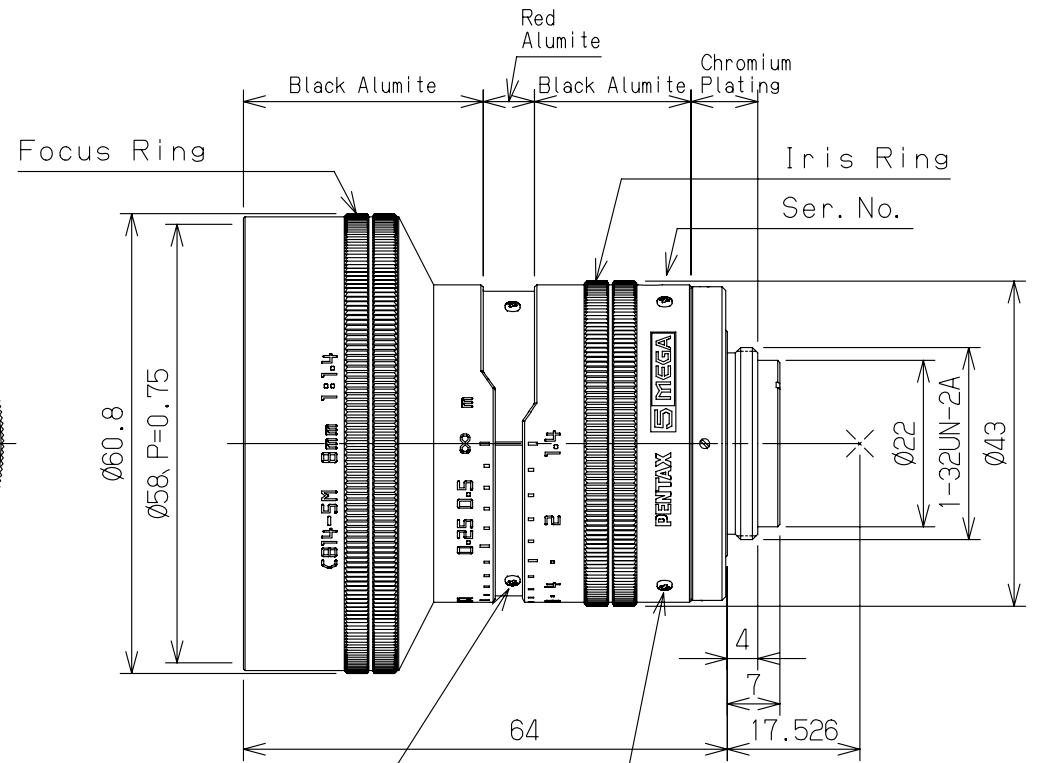
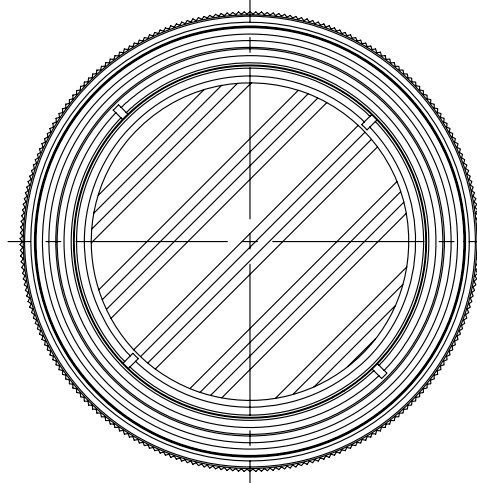
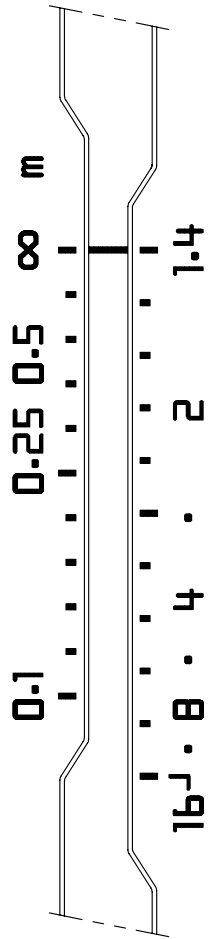
Tester	Shock Testing Machine by Dropping
Impact Force	588 m/s <sup>2</sup>
Duration of Shock	3.5 ms
Directions & Number of Times	1 Time Respectively in Three Dimensional Directions

3-5.EnvironmentalTemperature Range - 20 to + 50

<b>SPEC. INFO</b>	<b>C 8 1 4 - 5 M C S P E C .</b>	3130823-S001-C-B23
		Jun.22.2010

**4. Accessories**

- |  |          |                      |
|--|----------|----------------------|
| (1) Front Lens Cap                           | 1 piece  |                      |
| (2) Rear Lens Cap                            | 1 piece  |                      |
| (3) Fixing Screw <sup>A</sup> for Focus Ring | 3 pieces |                      |
| (4) Fixing Screw <sup>B</sup> for Iris Ring  | 3 pieces |                      |
| (5) Thumbscrew for Focus Ring                | 1 piece  | (for Optional Usage) |
| (6) Thumbscrew for Iris Ring                 | 1 piece  | (for Optional Usage) |
| (7) Packing Box                              | 1 piece  |                      |

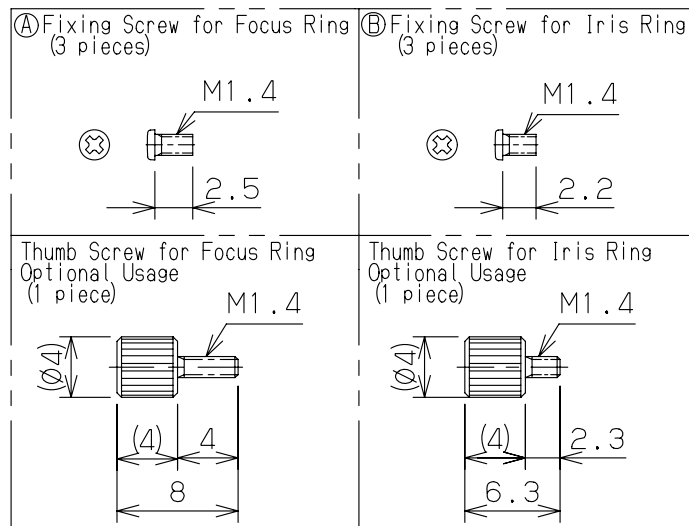


Ⓐ Fixing Screw for Focus Ring

Small Pan-Headed Screw M1.4-2.5  
(3 Positions)

Ⓑ Fixing Screw for Iris Ring

Small Pan-Headed Screw M1.4-2.2  
(3 Positions)



SPEC. INFO	3130823-S001-C-B33
	2010.06.22
PENTAX	