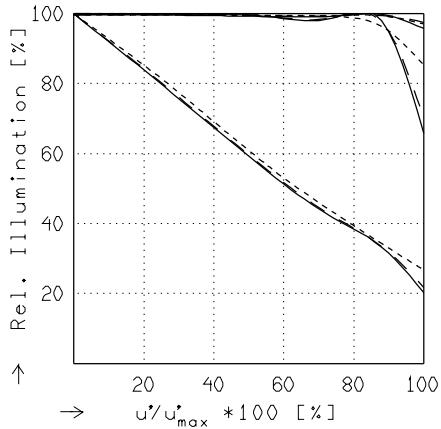
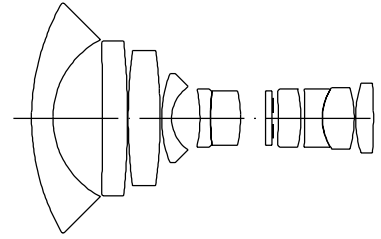


## CINEGON 1.8/4.8MM

$$\begin{aligned}
 f' &= 5.1 \text{ mm} & \beta_p &= 6.412 \\
 s_F &= 13.7 \text{ mm} & s_{EP} &= 14.5 \text{ mm} \\
 s_{F'} &= 12.9 \text{ mm} & s_{AP} &= -19.5 \text{ mm} \\
 HH' &= 37.2 \text{ mm} & \Sigma d &= 48.1 \text{ mm}
 \end{aligned}$$

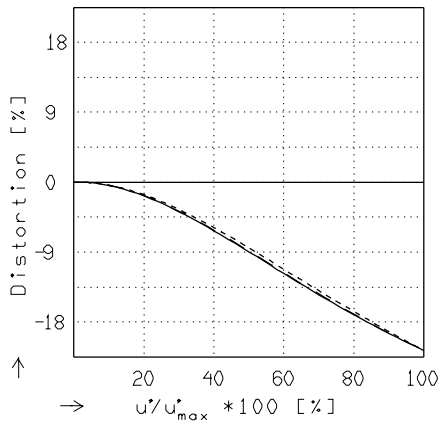


### RELATIVE ILLUMINATION

The relative illumination is shown for the given focal distances or magnifications.

$$\begin{array}{ccc}
 f / 1.8 & f / 4.0 & f / 8.0
 \end{array}$$

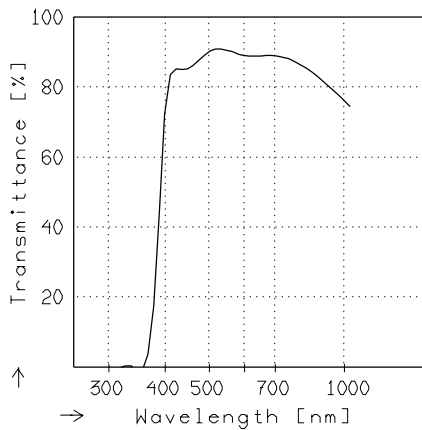
$$\begin{array}{lll}
 \text{—} & \beta' = 0.0000 & u'_{\max} = 5.5 \quad \theta\theta' = \infty \\
 \text{--} & \beta' = -0.0200 & u'_{\max} = 5.5 \quad \theta\theta' = 300. \\
 \text{-.-} & \beta' = -0.1000 & u'_{\max} = 5.5 \quad \theta\theta' = 98.
 \end{array}$$



### DISTORTION

Distortion is shown for the given focal distances or magnifications. Positive values indicate pincushion distortion and negative values barrel distortion.

$$\begin{array}{lll}
 \text{—} & \beta' = 0.0000 & u'_{\max} = 5.5 \quad \theta\theta' = \infty \\
 \text{--} & \beta' = -0.0200 & u'_{\max} = 5.5 \quad \theta\theta' = 300. \\
 \text{-.-} & \beta' = -0.1000 & u'_{\max} = 5.5 \quad \theta\theta' = 98.
 \end{array}$$



### TRANSMITTANCE

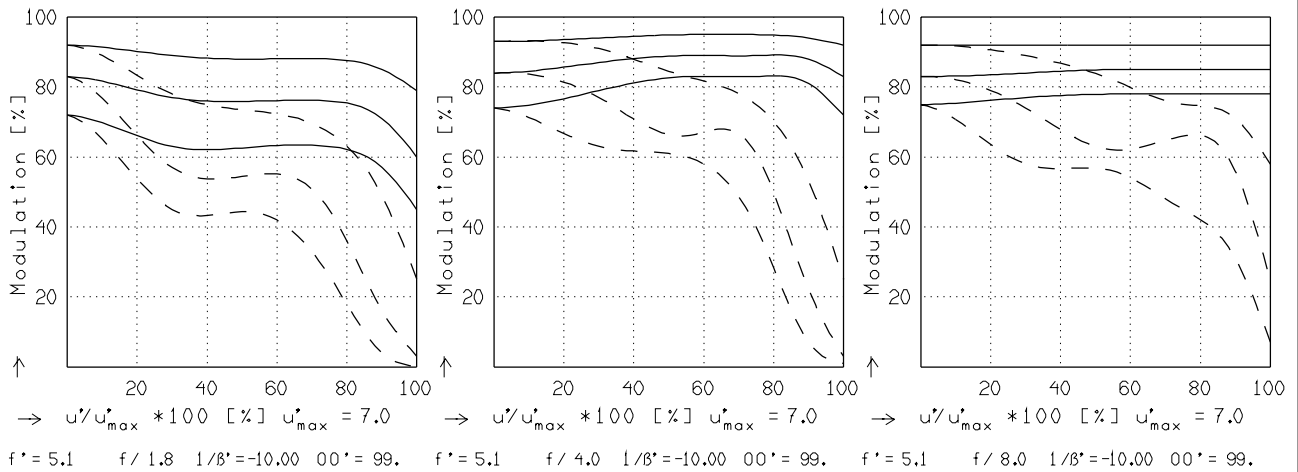
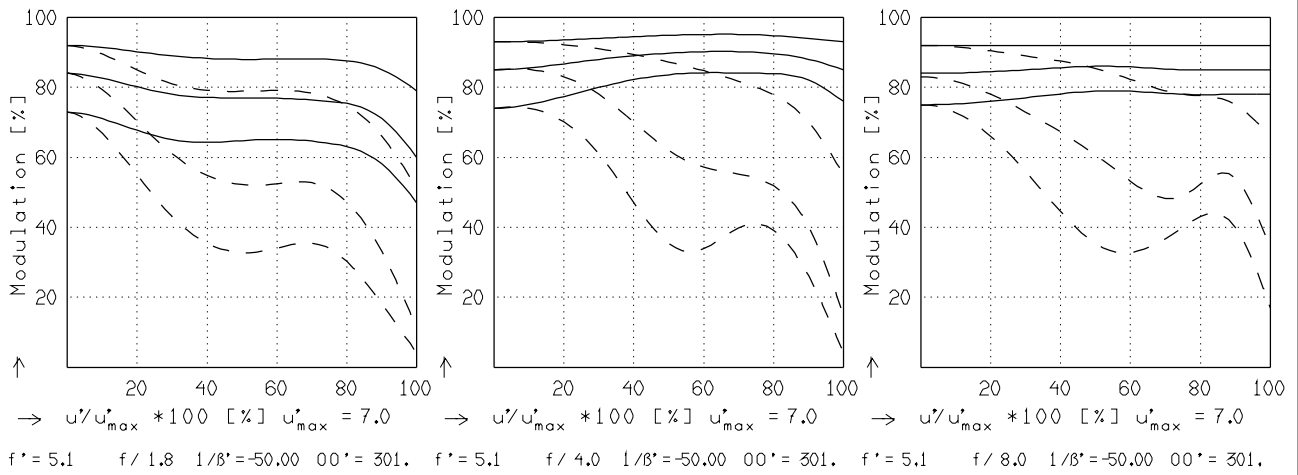
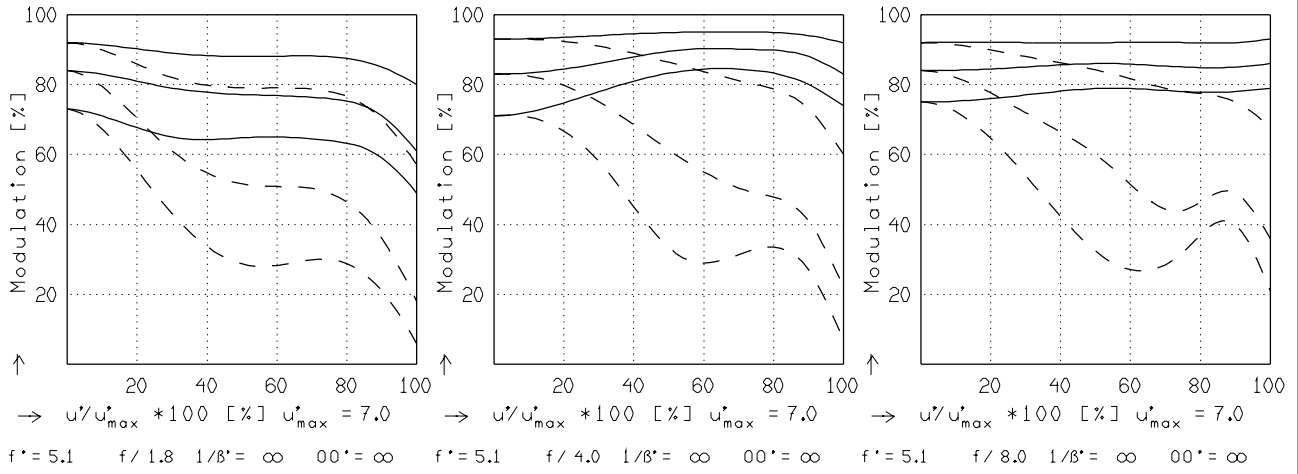
Relative spectral transmittance is shown with reference to wavelength.

# CINEGON 1.8/4.8MM

MODULATION with reference to the relative image height

Wavelength $\lambda$	[nm]	587	940	820	707	480	405
Spectral weighting	[%]	28.8	12.2	14.9	23.6	12.8	7.7
Spatial frequency R	[1/mm]	10	20	30			
Format	[mm X mm]	6.6	X	8.8			
Diagonal $2u'$	[mm]	11.0					

radial —  
tangential - -



Focusing :  $MTF_{max}$  at  $f / 1.8$  ,  $R = 30$  1/mm,  $u'/u'_{max} = 0$

