



EH2500 Series Enclosure

OUTDOOR, HARSH ENVIRONMENT, DUST-TIGHT, WATERPROOF

CE
IP66

Product Features

- Dust-Tight, Waterproof
- Compact, Lightweight
- Aluminum Construction
- Meets NEMA 4 and IP66 Standards
- Accepts Cameras with Fixed Focal Length or Motorized Zoom Lenses
- Optional Accessories Include Sun Shroud and Dual-Element Heater/Defroster



EH2500 SERIES

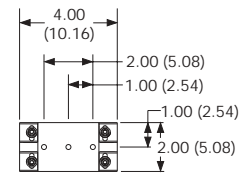
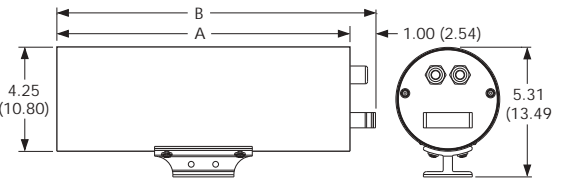
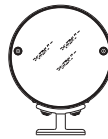


ENCLOSURE WITH SUN SHROUD

The enclosures of the EH2500 Series are dust-tight and waterproof to protect CCTV cameras from adverse environmental conditions.

Constructed from aluminum, the enclosures are compact and lightweight. They can be installed on fixed mounts or pan/tilt units.

The EH2500 Series enclosures can accommodate a variety of cameras with fixed focal length or motorized zoom lenses. The enclosures have an outside diameter of 4.25 inches (10.80 cm) and are available in three lengths: 8 inches (20.32 cm), 12 inches (30.48 cm), and 15 inches (38.10 cm).



	A	B
EH2508	8.00 (20.32)	9.00 (22.86)
EH2512	12.00 (30.48)	13.00 (33.02)
EH2515	15.00 (38.10)	16.00 (40.64)

Each model features a sled for camera mounting and a "T" handle on the rear plate to assist in removing the plate during installation and servicing.

Optional accessories include a sun shroud. The heater has two elements so that it can operate as a heater and defroster. When the temperature drops below 70°F (21°C), one element turns on for defogging. When the temperature falls below 40°F (4°C), the second element turns on for defrosting.

Two glands on the rear of the enclosure provide access for camera and heater wiring.

NOTE: VALUES IN PARENTHESES ARE CENTIMETERS; ALL OTHERS ARE IN INCHES.

ENCLOSURES

OUTDOOR





TECHNICAL SPECIFICATIONS

MODELS

Model Number	Basic Enclosure	120 VAC	24 VAC	230 VAC	Heater	Defroster	Blower	Max. Power Consumption
EH2508	•							
EH2508-1		•			•	•		15W
EH2508-2			•		•	•		15W
EH2508-3				•	•	•		15W
EH2512	•							
EH2512-1		•			•	•		15W
EH2512-2			•		•	•		15W
EH2512-3				•	•	•		15W
EH2515	•							
EH2515-1		•			•	•		15W
EH2515-2			•		•	•		15W
EH2515-3				•	•	•		15W

MECHANICAL

Camera Mounting	Multiple mounting holes on removable camera sled
Latching	Two captivated screws
Maximum Camera/Lens Size	Accepts camera and lens combinations (including BNC connector) up to:
EH2508	6.25" L x 2.75" W x 2.75" H (15.88 x 6.99 x 6.99 cm)
EH2508-1/-2/-3	5.25" L x 2.75" W x 2.75" H (13.34 x 6.99 x 6.99 cm)
EH2512	10.25" L x 2.75" W x 2.75" H (26.04 x 6.99 x 6.99 cm)
EH2512-1/-2/-3	9.25" L x 2.75" W x 2.75" H (23.50 x 6.99 x 6.99 cm)
EH2515	13.25" L x 2.75" W x 2.75" H (33.66 x 6.99 x 6.99 cm)
EH2515-1/-2/-3	12.25" L x 2.75" W x 2.75" H (31.12 x 6.99 x 6.99 cm)
Viewing Window	0.375" (0.95 cm) thick LEXAN®
Viewing Window Area	
Basic models	3.25" (8.25 cm) diameter
-1/-2/-3 models	2.50" (6.35 cm) diameter
Cable Entry	Two adjustable PG-13.5 liquid-tight glands

ELECTRICAL

Input Voltage	120, 24, or 230 VAC for heater
Connector	4-position terminal block
Heater	120 VAC, 24 VAC, 230 VAC; 15 W Dual-element heater is thermostatically controlled. Defroster; activates on at 70°F (21°C), off at 85°F (29°C) Heater; activates on at 40°F (4°C), off at 67°F (19°C)

GENERAL

Construction	Aluminum
Finish	Gray polyester powder coat
Environment	Indoor/outdoor -50° to 122°F (-46° to 50°C)
Weight	Unit Shipping
EH2508	2.95 lb (1.34 kg) 5.0 lb (2.27 kg)
EH2508-1/-2/-3	3.10 lb (1.41 kg) 5.0 lb (2.27 kg)
EH2512	3.75 lb (1.70 kg) 6.0 lb (2.72 kg)
EH2512-1/-2/-3	3.90 lb (1.77 kg) 6.0 lb (2.72 kg)
EH2515	4.63 lb (2.10 kg) 7.0 lb (3.18 kg)
EH2515-1/-2/-3	4.83 lb (2.19 kg) 7.0 lb (3.18 kg)

OPTIONAL ACCESSORIES

EH25/8104ORKIT	O-ring service/repair kit; includes two O-rings, one tube O-ring lubrication, and two desiccant bags.
SS2508	Sun shroud for EH2508 series. Reduces internal temperature approximately 10-15°F (6-10°C).
SS2512	Sun shroud for EH2512 series.
SS2515	Sun shroud for EH2515 series.

CERTIFICATIONS/RATINGS

- ◆ CE compliant (all except 120 VAC models)
- ◆ Meets NEMA 4 Standards
- ◆ Meets IP66 Standards

RECOMMENDED MOUNTS

Ceiling/Pedestal	
EM1009U, EM1015U	Medium duty ceiling/pedestal mount. Max. load 40 lb (18.12 kg). (See C202 spec)
EM3000*	Ceiling "J" mount. Max. load 20 lb (9.07 kg). (See C262 spec)
Wall	
EM1450	Light duty wall mount. Max. load 20 lb (9.07 kg). (See C261 spec)
EM2400*	Light duty wall mount. Max. load 20 lb (9.07 kg). (See C260 spec)
Pipe/Pole	
EM1109	Medium duty pedestal mount for horizontal or vertical pipe/pole applications. Max. load 40 lb (18.12 kg). (See C207 spec)
EM2000	Medium duty mount for vertical pipe/pole applications. Max. load 40 lb (18.12 kg). (See C207 spec)
EM2200	Medium duty mount for horizontal pipe/pole applications. Max. load

*These mounts are recommended for indoor use only.

LEXAN® is a registered trademark of the General Electric Company. Specifications subject to change without notice. ©Copyright 2001, Pelco. All rights reserved.