

KBD200A Keyboard

FULL-FUNCTION, FIXED/VARIABLE-SPEED, PTZ CONTROL

Product Features

- Keyboard to Control:
 - CM6700/CM6800/CM9760-SAT Matrix Switchers
 - Genex® Multiplexer When Used with CM6700 and CM6800
 - Up to 16 Receivers Directly from Keyboard (such as Spectra® and Esprit®)
- Multi-Speed Control of PTZ Functions
- Preset Position and Pattern Control
- Auxiliary Operation
- Auto/Random/Frame Scanning
- Programming of CM6700/CM6800/CM9760-SAT/CM9760-MDA
- Automatic Recognition of CM6700/CM6800 and Direct Modes
- Keyboard Control of all CM6800 External Auxiliaries



The **KBD200A** Keyboard is a full-function, desktop keyboard controller that can be used in a variety of applications.

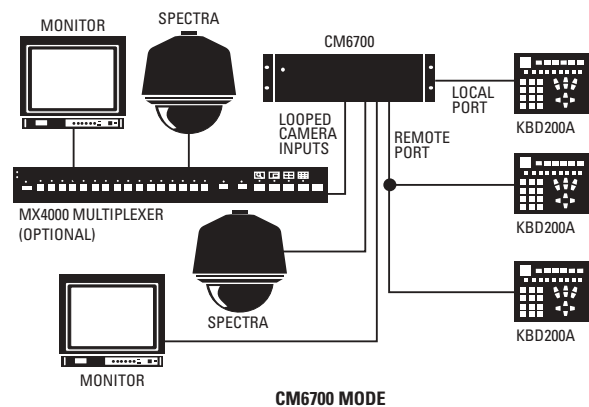
Left, right, up, and down keys provide precise pan and tilt control of fixed-speed and variable-speed receivers. Variable-speed equipment is controlled by programming the speed with the keyboard.

Additional keys select cameras and monitors; operate presets, patterns, auxiliaries, and sequences; open and close the iris; zoom and focus the lens; and start and stop auto, frame, and random scanning.

The keyboard can be used in four modes of operation: CM6700 Mode, CM6800 Mode, ASCII Mode, and Direct Mode.

In the first two modes, the keyboard is plugged into a CM6700, CM6800, or CM9760-SAT Switcher/Controller Unit (SCU) and is used to program and operate the SCU. The maximum number of keyboards per unit is eight (CM6700 and CM6800-32X6), sixteen (CM6800-48X8, CM6800E-48X8, and CM6800-96X16), or four (CM9760-SAT). In CM6700/CM6800 applications, the keyboard can control cameras connected directly to the SCU or through an MX4000 Series Genex Multiplexer.

ASCII Mode is the same as the CM6700 and CM6800 Modes except that the keyboard communicates with the SCU over dial-up or fiber-optic communication lines. An RS-232 or RS-422 interface is required for the CM6700. ASCII Mode for the CM6800 requires RS-232 or RS-485. Only one keyboard can be used with an SCU in ASCII Mode. If additional keyboards are required, they can be connected directly to the SCU and used in CM6700/CM6800 Mode.




If you do not need all the features of the CM6700/CM6800 SCU, but want the same keyboard functionality, then one **KBD200A** Keyboard can be wired directly to camera receivers in Direct Mode (KBDKIT required). Up to 16 receivers can be wired to a keyboard; however, a switcher such as an MS500 or VA6100, is required to route video to the monitor. Direct Mode uses two-wire control of receivers using Pelco's P protocol.

The **KBD200A** Keyboard can also be used for on-screen programming of the CM9760-MDA Master Distribution Amplifier.



DataFAX
SPEC: 2526
MANUAL: Not Available through DataFAX
 C526 / REVISED 8-02



International Standards
 Organization Registered
 Firm ISO 9001 Quality System


TECHNICAL SPECIFICATIONS

MODEL

KBD200A Desktop keyboard with full switching and programming capabilities, plus multi-speed control of PTZ functions

ELECTRICAL

Input Voltage 12 VAC or ± 12 VDC
 Power Consumption 1 watt
 Keyboard Connector RJ-45, 8-pin, modular (female)
 Keyboard Communication

CM6700 Mode/CM6800 Mode

Interface RS-485
 Protocol Pelco ASCII
 Baud 9600
 Communication Parameters 8 data bits, odd parity, 1 stop bit

Direct Mode

Interface RS-422
 Protocol Pelco P
 Baud 4800
 Communication Parameters 8 data bits, no parity, 1 stop bit

ASCII Mode

Interface
 CM6700 RS-232, RS-422
 CM6800 RS-232, RS-485
 Protocol Pelco "non-pollled" ASCII
 Baud 9600
 Communication Parameters 8 data bits, odd parity, 1 stop bit

GENERAL

Keyboard Keypad Electromechanical
 Display Red LED, 7-segment, 2 cells
 Multiplexer Mode Indicator Green LED

ENVIRONMENTAL

Dimensions 2.25" H x 8.125" W x 7.125" D
 (5.72 x 20.64 x 18.10 cm)
 Unit Weight 2.1 lb (0.95 kg)
 Shipping Weight 4 lb (1.81 kg)
 Ambient Operating Temperature 20° to 120°F (-7° to 49°C)
 Humidity 10-90% non-condensing

CERTIFICATIONS

- CE, Class A
- UL Listed
- UL Listed to Canadian safety standards
- FCC, Class A

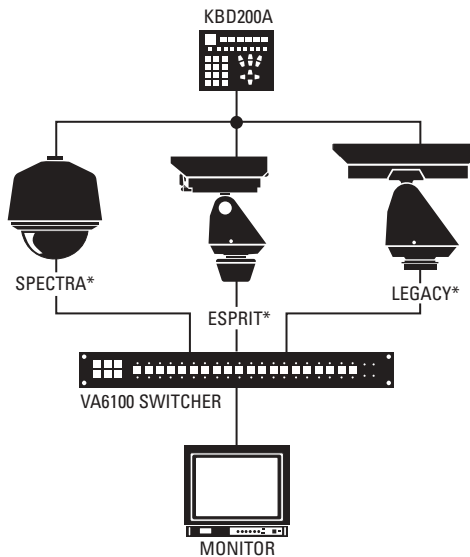
SUPPLIED ACCESSORIES

25-foot (7.6 m) RJ-45 data cable

OPTIONAL ACCESSORIES

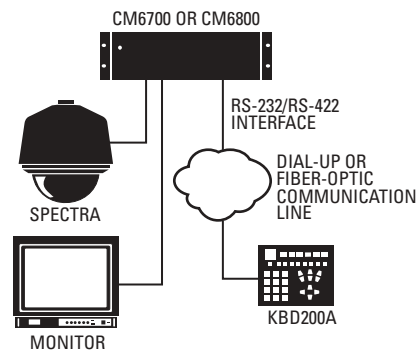
KBDKIT Remote keyboard wiring kit. Required if connecting KBD200A Keyboards to the Remote Keyboard Port on the SCU (6700/6800 Mode) or when using a single keyboard in the Direct or ASCII Mode applications. Includes two RJ-45 wall blocks and one 120 VAC to 12 VAC transformer. Maximum cable distance for RS-422/RS-485 communication over 24-gauge wire is 4,000 feet (1,219 m). Use shielded twisted pairs cable that meets basic requirements for RS-422/RS-485 applications. (One wall block and transformer required for each keyboard.)

KBDKIT-X Same as KBDKIT except includes 230 VAC to 12 VAC transformer



* SPECTRA AND ESPRIT HAVE BUILT-IN RECEIVERS.
 LEGACY REQUIRES LRD41C SERIES RECEIVER.

DIRECT MODE



ASCII MODE



Pelco Worldwide Headquarters:
 3500 Pelco Way, Clovis, California 93612-5699 USA
USA & Canada Tel: (800) 289-9100 • FAX (800) 289-9150 • DataFAX (800) 289-9108
International Tel: (559) 292-1981 • FAX (559) 348-1120 • DataFAX (559) 292-0435
www.pelco.com

Legacy®, Esprit®, and Coaxitron® are registered trademarks of Pelco.
 Specifications subject to change without notice.
 ©Copyright 2002, Pelco. All rights reserved.